



3D Engraving with the best Artistic CAD/CAM software

As a mold- and toolmaker, you are looking for a way to simply and rapidly apply letterings, logos, serial numbers, 3D decorations onto molds and toolings. Then Type3 has all the answers to your requirements. It is the leading Artistic CAD/CAM industrial software package, with powerful and unique engraving, marking, and decorative functions.

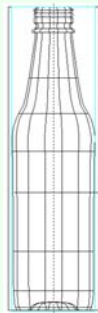
A full 2D graphical package enabling the most artistic and precise CAD model integrated to a specialized engraving dedicated CAM.

This together with Projection/Mapping functions, import filters of JPEG, BMP, TIF, as well as DXF, IGES and others. It offers renderings and customized post-processors to output the required NC codes.

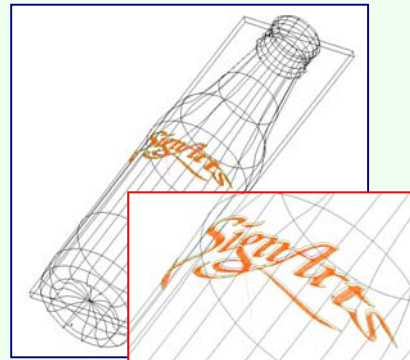
2D logo projection on a 3D CAD model (IGES, STL...) and NC codes output



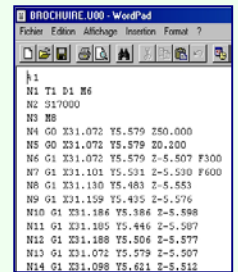
Color logo scan and tracing



Import of Bottle IGES model



Projection of design and detail of toolpath calculation

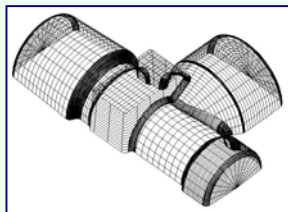


Corresponding NC codes

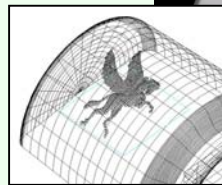
Projection of a 3D model on a IGES model




TypeArt 3D model



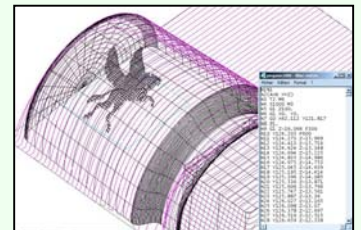
Surface import



Projection of 3D design



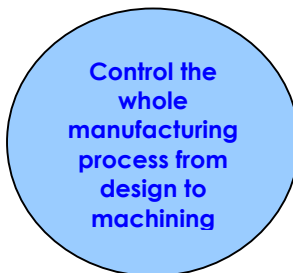
Rendering detail



Toolpath calculation and NC code output

Typographic expert

Fit your text to any curve, adjust your composition on or into any surface automatically.




Easy logo retrieving

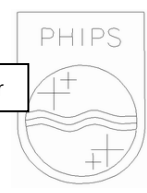
Realize perfect engraving of texts and logos at first shot with automatic vectorization of logos (B&W and color)!



Original logo



Double-line tracing



Center-line tracing

Import /Export features

Export/Import your various models from other CAD/CAM systems in/from IGES, STL and other 3D formats. Standard files (BMP, HPGL...) and dedicated formats (SET, UNISURF, CATIA, VDA) are handled as well.



Reduce deadlines and control the whole quality process

Bas-relief

Use powerful TypeArt module, intuitive but precise artistic relief creation functions to create unique bas-reliefs



Mapping/Projection

Benefit from the only software on the market with 3 different ways of mapping. Easily project your designs onto the part you want to create.




A few examples from various industries



Enhanced rendering

Visualize your work with TypeView realistic renderings. Enhance it with transparency, light, and shading effects.




Textures

Customize your parts with infinite possibilities of 3D-texture creation and output NC codes for your machine.



Surface Reconstruction IGES/STL

Transform any complex 3D TypeArt design into an exportable surface format.



Fine and precise toolpaths

New CAM module has been empowered. Control all parameters. Determine proper surface contours and milling angles for conical tools. Manage tangential entry/exit. Mark, cut and engrave in 2D, 2.5D to 3D.



Use top-notch CAM module to create precise toolpaths

Combo die

Type3 has the ideal toolpath to create precise toolings for packaging applications.



Ridge function

Great for creating precise sharp tools. Type3 manages sharp angles at the bottom or top of your part.



Post-processing

Type3 software drives all cutting and engraving machines on the market. More than 400 standard post processors have been developed by our engineers to drive these machines. You are bound to find yours, or we shall develop it for you.



New Technology CAD/CAM Limited
Waterslade House, Thame Road
Haddenham, Buckinghamshire
England HP17 8NT
Tel: +44 (0)1844 295 235
Fax: +44 (0)1844 295 236
<http://www.ntcadcam.co.uk>